

Factsheet 2 - How to Transfer Your Pony Club Membership

Please note:

- If you are moving clubs at the end of the membership year you need to transfer.
- If transferring at the end of the year, you will still need to renew your membership once your transfer has been approved (see Factsheet 1)
- All members of your family will need to log in to their profiles and transfer.

1. Go to the My Pony Club home page: <https://osm-pony.omnisportsmanagement.com>
Select Members from the top menu.



2. Log in for existing members can be found on the left-hand side.

Log In Here

Welcome to MyPonyClub Member Portal

If you are a current member you will already have a MEMBER PROFILE in the system.
Log in using your Pony Club member number and password.

Haven't logged into the system yet?

Leave My Pony Club ID and password blank ... then
Click on the **Login** button below.
A verification box will pop up, if your details can't be matched you will be instructed to ring SMA.
You can also call your Club or State Office for help!

Current member? And wanting to update profile or re-register?

My Pony Club ID:
(Enter your Pony Club Number)

Password:

Login

Forgotten your password? [Click here](#)

New member? Click below to register.

New Member

3. You will need your ID (Membership number) This can be found on your membership card.
If you have already set a password enter your ID and password to log in.


Log In Here


Welcome to MyPonyClub Member Portal

If you are a current member you will already have a MEMBER PROFILE in the system.
Log in using your Pony Club member number and password.

Haven't logged into the system yet?

Leave My Pony Club ID and password blank ... then
Click on the **Login** button below.
A verification box will pop up, if your details can't be matched you will be instructed to ring SMA.
You can also call your Club or State Office for help!

 **Current member?** And wanting to update profile or re-register?

 **New member?** Click below to register.

My Pony Club ID:
(Enter your Pony Club Number)

Password:

Login

New Member

Forgotten your password? [Click here](#)

4. No password – follow the prompts for forgotten password. You will need your ID number and the email address linked to your membership.


Log In Here


Welcome to MyPonyClub Member Portal

If you are a current member you will already have a MEMBER PROFILE in the system.
Log in using your Pony Club member number and password.

Haven't logged into the system yet?

Leave My Pony Club ID and password blank ... then
Click on the **Login** button below.
A verification box will pop up, if your details can't be matched you will be instructed to ring SMA.
You can also call your Club or State Office for help!

 **Current member?** And wanting to update profile or re-register?

 **New member?** Click below to register.

My Pony Club ID:
(Enter your Pony Club Number)

Password:

Login

New Member

Forgotten your password? [Click here](#)

Forgotten Password

Please enter your My Pony Club ID and Email Address

Pony Club ID:

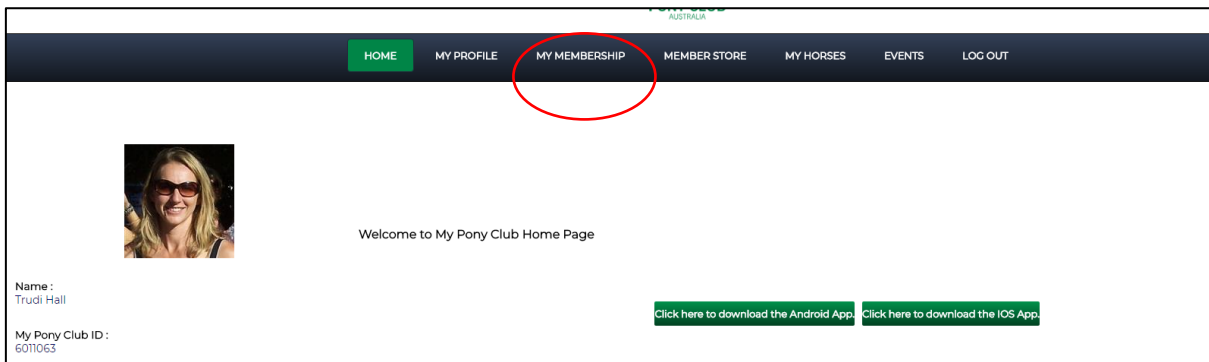
Email Address:

Note: To ensure you receive confirmation information from Pony Club, please be sure to add omnisportsmanagement.com to your safe senders list.
If you don't receive the email from us, be sure to check your Spam folder and mark any emails from omnisportsmanagement.com as Not Spam.

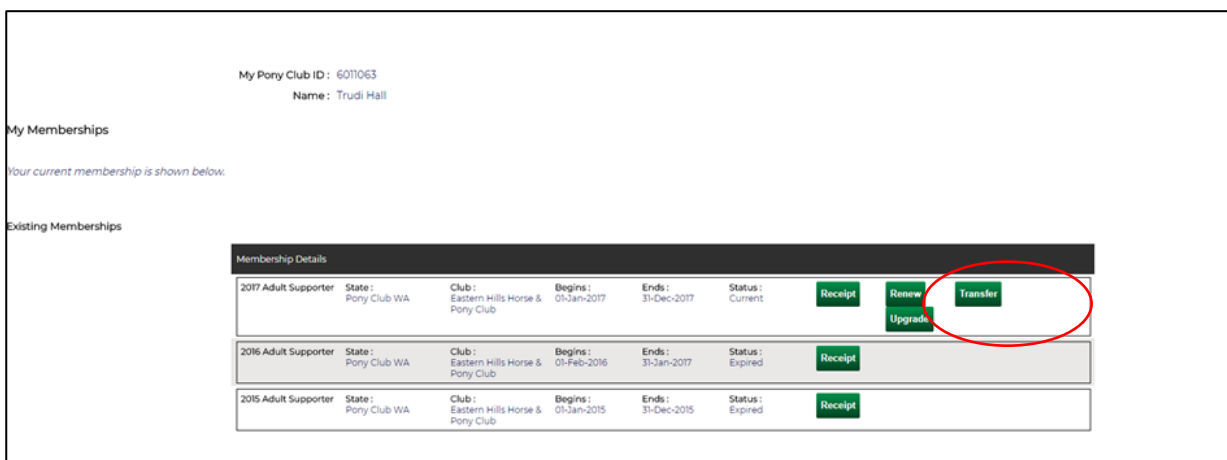
Thank you.

Cancel **Submit**

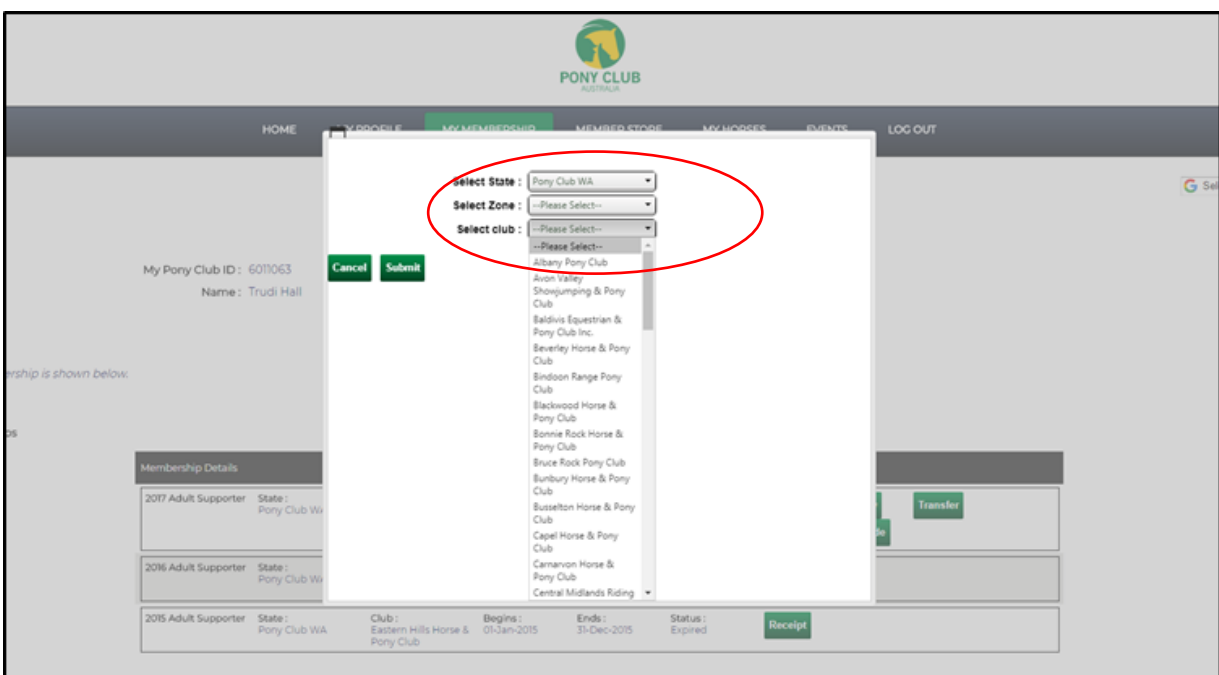
- Once you have successfully logged in, you will be taken to your membership portal. Select My Membership from the top menu.



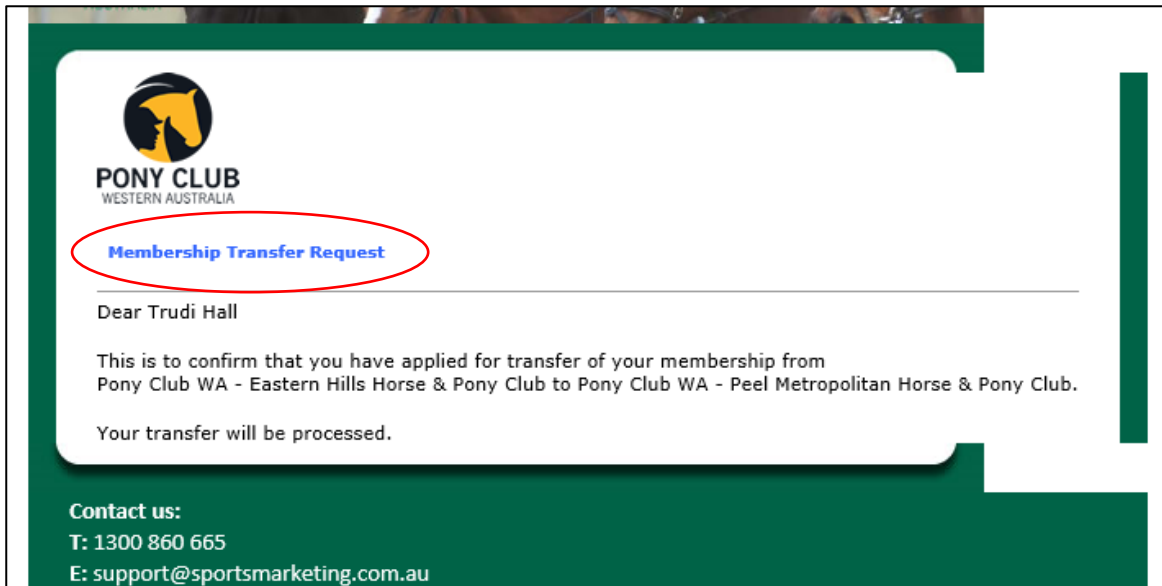
- You now have the option to Renew or Transfer. If joining a new club this year, you will need to select **Transfer**. If renewing with your existing club you will need to read Factsheet 1.



- Using the drop down menu, select the following:
 State – Pony Club WA
 Zone – leave blank
 Club – select the club that you will be applying for membership with.



8. Once you have submitted a Transfer you will receive an email notification of your request.



9. Your Transfer request has to be approved by the outgoing club. Once approved the new club will receive notification that you have applied for a transfer. It is not until your transfer has been accepted by both clubs that you will receive an email notification.

